



DATA SHEET

CT 110



Tachometer

Supplied with CALIBRATION certificate



Easy to use



Adjustable backlight



Hold-min-max function



Manual autozero

Features

- Selection of tachometry units
- Contact/optical selection
- Hold function
- Backlight
- Configurable auto shut-off
- Display of minimum and maximum

Technical specifications

Parameters	Measuring units	Accuracy*	Measuring range	Resolution
Optical tachometer	rpm	From 60 to 10 000 rpm: ±0.3% of reading ±1 rpm From 10 001 to 60 000 rpm: ±30 tr/min	From 60 to 60 000 rpm	1 rpm
Contact tachometer	rpm, m/min, ft/min, in/min, m/s	From 30 to 3000 rpm: ±1% of reading ±1 rpm	From 30 to 3000 rpm	1 rpm

*All the accuracies indicated in this technical datasheet were stated in laboratory conditions, and can be guaranteed for measurements carried out in the same conditions, or carried out with calibration compensation.

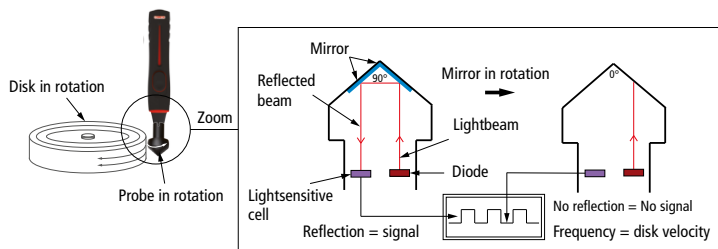
General features

Measuring elements	Optical tachometry: optical detection (Phototransistor sighting distance max. 40 cm) Contact tachometry: ETC adaptator for optical tachometry probe
Display	4 lines, LCD technology. Dimensions: 50 x 36 mm 2 lines of 5 digits with 7 segments (value) 2 lines of 5 digits with 16 segments (unit)
Connector	Coiled, 0.45 m length, extension: 2.4 m
Housing	ABS, protection IP54
Keypad	5 keys
European directives	2014/30/EU EMC; 2014/35/EU Low Voltage; 2011/65/EU RoHS II; 2012/19/EU WEEE
Power supply	4 batteries AAA LR03 1.5 V
Ambience	Neutral gas
Conditions of use (°C, %RH, m)	From 0 to +50 °C. In non condensing conditions. From 0 to 2000 m.
Storage temperature	From -20 to +80 °C
Auto shut-off	Adjustable from 0 to 120 min
Weight	190 g

Operating principle

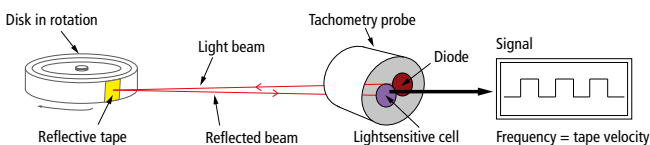
Contact tachometry

A light beam from a diode is reflected by a rotating mirror located inside the probe head. A light sensitive cell detects the frequency of the signal of the beam which is proportional to the rotation speed.

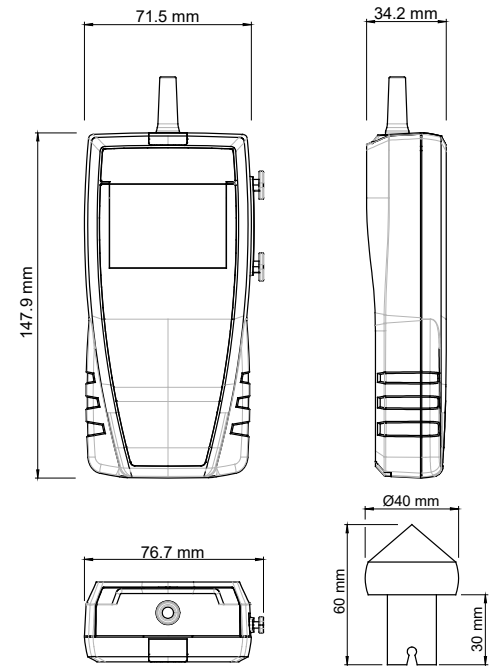


Optical tachometry

A light beam emitted from the diode of the probe is reflected by a reflective tape placed on the measured element. A light sensitive cell detects the beam and translates it in frequency signal which is proportional to the tape rotation speed.



Dimensions (in mm)



Kit content

- Optical tachometry probe \varnothing 17 mm, 195 mm length
- Tip of contact tachometry
- A reflective tape
- Calibration certificate
- Transport case (ref.: ST 110)

Accessories

Name	Reference
Magnetic protective housing	CQ 15
Telescopic extension 1 m length, with index at $\pm 90^\circ$	RTE
ABS transport case	MT 51

Maintenance

We carry out calibration, adjustment and maintenance of your instruments to guarantee a constant level of quality of your measurements. As part of Quality Assurance Standards, we recommend you to carry out a yearly checking.

Warranty

Instruments have 1-year warranty for any manufacturing defect (return to our After-Sales Service required for appraisal)